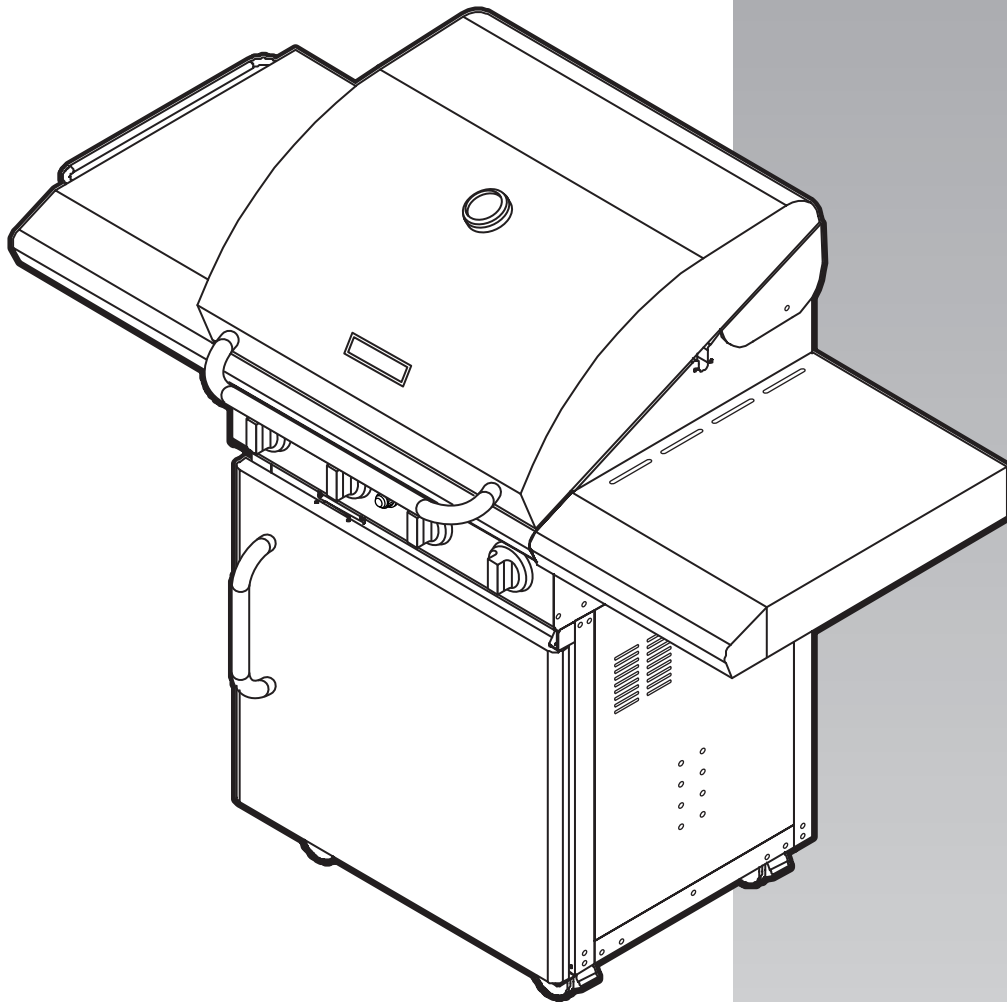




grandhall
outdoor living style

gas barbecue



freedom 321C
freedom 321S

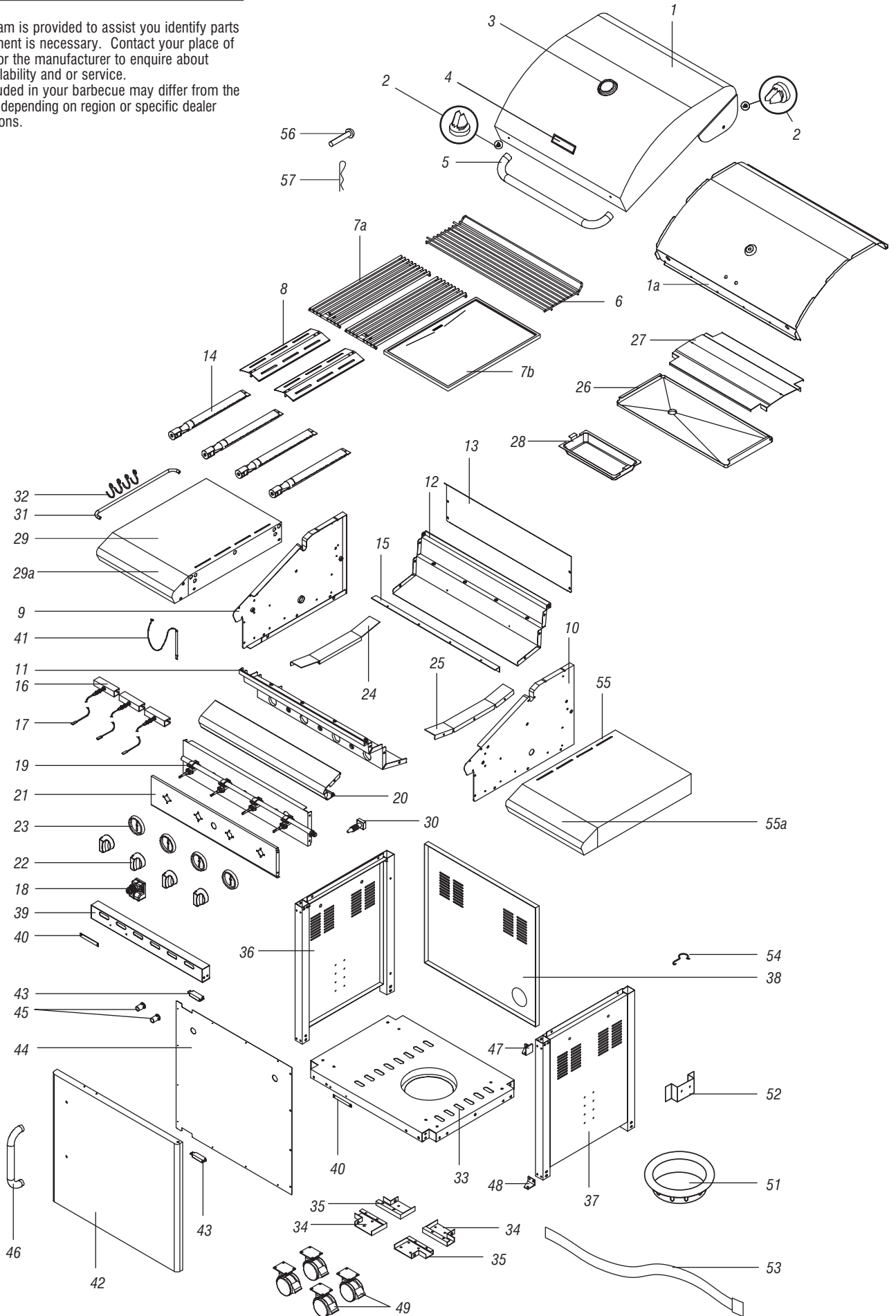
- ⒾⒺ ⒸⒻ Assembly instructions
- ⒸⒽ ⒻⒼ Instructions d'assemblage
- ⒶⒿ ⒸⒽ ⒹⒺ Montageanweisungen
- ⒸⒽ ⒾⒿ Istruzioni per il montaggio
- ⒻⒸ ⒸⒺ ⒼⒽ Montage-instructies
- ⒸⒺ Montering
- ⒻⒾ Kokoamisohjeet
- ⒺⒾ Instrucciones de armado
- ⒻⒿ Instruções para Montagem
- ⒹⒼ Monteringsvejledning
- ⒼⒽ Montering

PARTS LIST

Ref	Description	Freedom 321C		Freedom 321S	
		Part #	Qty	Part #	Qty
1	Hood assembly	P00119414D	1	P00119126A	1
1a	Hood trim plate	-	-	P0011408DV	1
2	Protective pad	P05518001I	4	P05518001I	4
3	Temperature gauge	P00601011B	1	P00601011B	1
4	Hood badge	P00407006S	1	P00407006S	1
5	Hood handle	P00205055B	1	P00205055B	1
6	Cooking rack – fixed	P01505008E	1	P01505008E	1
7a	Grill plate	P01602004E	2	P01602004E	2
7b	Hot plate	P05702008E	1	P05702008E	1
8	Flame tamer	P01705009E	2	P01705009E	2
9	Body panel – left	P00720261A	1	P00720261A	1
10	Body panel – right	P00721281A	1	P00721281A	1
11	Body panel – front	P00738169A	1	P00738169A	1
12	Body panel – rear	P00725219A	1	P00725219A	1
13	Body panel – rear wind shield	P00725224A	1	P00725224A	1
14	Burner – main	P02008020A	1	P02008020A	1
15	Burner support bracket	P02209012B	1	P02209012B	1
16	Gas collector box with electrode	P02608002A	3	P02608002A	3
17	Electric wire set	P02615023A	1	P02615023A	1
18	Electric igniter – 4 port	P02502164C	1	P02502164C	1
19	Gas valve / manifold / heat shield assy – 30 mbar	Y0060406	1	Y0060406	1
	Gas valve / manifold / heat shield assy – 50 mbar	Y0060407	1	Y0060407	1
19a	Manifold	P05005212D	1	P05005212D	1
19b	Jet main burner – 30 mbar	P06519023A	4	P06519023A	4
	– 50 mbar	P06519025A	4	P06519025A	4
19c	Gas valve – without jet	P03222101A	4	P03222101A	4
19d	Heat shield	P03007073B	1	P03007073B	1
20	Decorative front panel	P07508004A	1	P07508004A	1
21	Control panel – with screen print	P02907951A	1	P02907921A	1
22	Control knob for main burner	P03419123M	4	P03419123H	4
23	Control knob seat	P03415263L	5	P03415263L	5
24	Grease tray track – left	P05330006K	1	P05330006K	1
25	Grease tray track – right	P05330007K	1	P05330007K	1
26	Grease draining tray	P02706126A	1	P02706126A	1
27	Grease draining tray heat shield	P06903025B	1	P06903025B	1
28	Grease receptacle	P02701075B	1	P02701075B	1
29	Side shelf – left	P01102020C	1	P01102020C	1
29a	Side shelf decoration panel – left	P07503005A	1	P07503005A	1
30	Universal hose barb	P03901024A	1	P03901024A	1
31	Tool holder	P05514008A	1	P05514008A	1
32	Tool hook	P05514053F	4	P05514053F	4
33	Trolley bottom shelf	P01002032D	1	P01002032D	1
34	Castor seat – left front / right rear	P05327007G	2	P05327007G	2
35	Castor seat – right front / left rear	P05327008G	2	P05327008G	2
36	Trolley legs with side panel – left	P07617011B	1	P07617011B	1
37	Trolley legs with side panel – right	P07618022B	1	P07618022B	1
38	Trolley rear panel	P07702057B	1	P07702057B	1
39	Trolley bracket – front	P03305015D	1	P03305015D	1
40	Door stop plate	P05510002B	2	P05510002B	2
41	Lighting stick	P05313023B	1	P05313023B	1
42	Door	P04304001B	1	P04301019A	1
43	Door magnet	P05523002K	2	P05523002K	2
44	Door trim plate	P07510002B	1	P07510002E	1
45	Door spacer	P06801010G	2	P06801010G	2
46	Door handle	P00205029B	1	P00205029B	1
47	Door hinge bracket – top right	P03313002D	1	P03313002D	1
48	Door hinge bracket – bottom right	P03313003D	1	P03313003D	1
49	Castor – 3" with brake	P05119001A	4	P05119001A	4
51	Frame for gas cylinder	P04021004C	1	P04021004C	1
52	Gas cylinder bracket	P03327020D	1	P03327020D	1
53	Gas cylinder strap	P05314001V	1	P05314001V	1
54	Hose retention hook	P05528001E	1	P05528001E	1
55	Side shelf – right	P01103020C	1	P01103020C	1
55a	Side shelf decoration panel – right	P07502015A	1	P07502015A	1
56	Hood hinge pin	P05501014B	2	P05501016A	2
57	Hinge pin clip	P05501010B	2	P05501010A	2
	Hardware pack	P06003075A	1	P06003075A	1
	Operating instructions	P80172013K	1	P80172013K	1

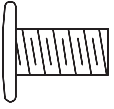
PARTS DIAGRAM

This diagram is provided to assist you identify parts if replacement is necessary. Contact your place of purchase or the manufacturer to enquire about parts, availability and or service. Items included in your barbecue may differ from the Parts List, depending on region or specific dealer specifications.

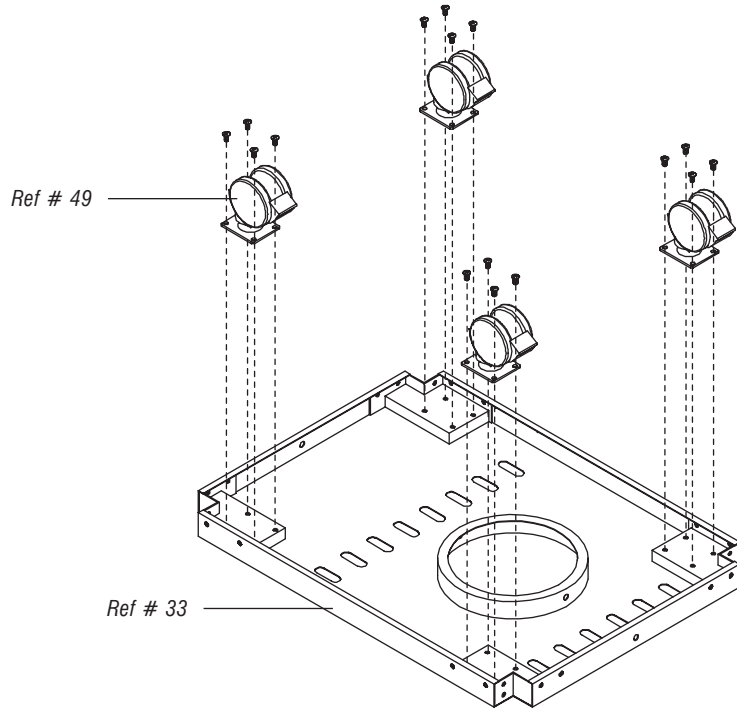


ASSEMBLY

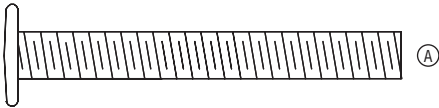
1



Phillips-head screw 1/4" x 1/2"
Qty. 16



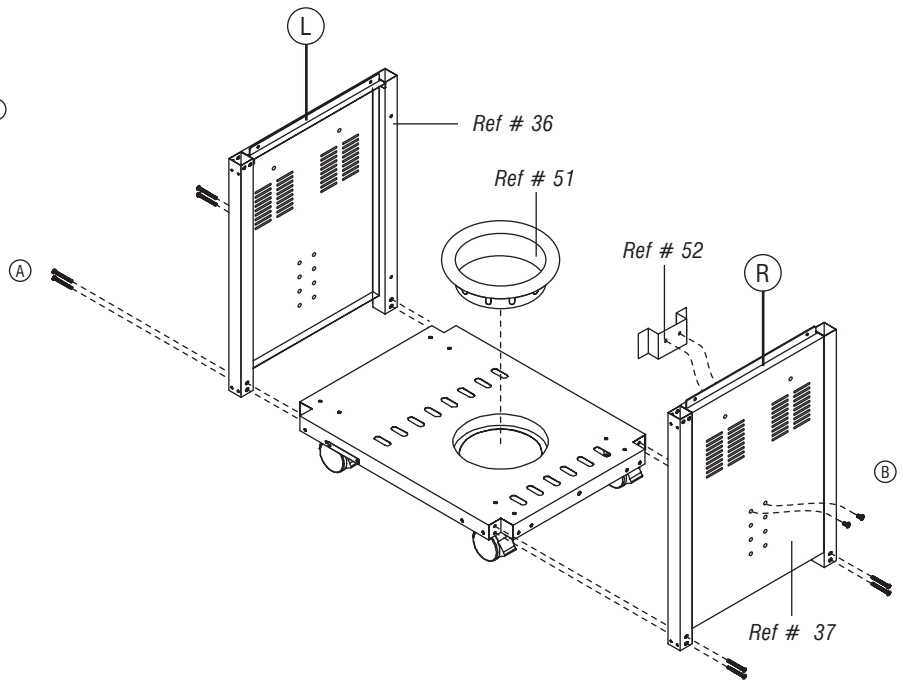
2



Phillips-head screw 1/4" x 2"
Qty. 8

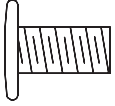


Phillips-head screw 1/4" x 1/2"
Qty. 2

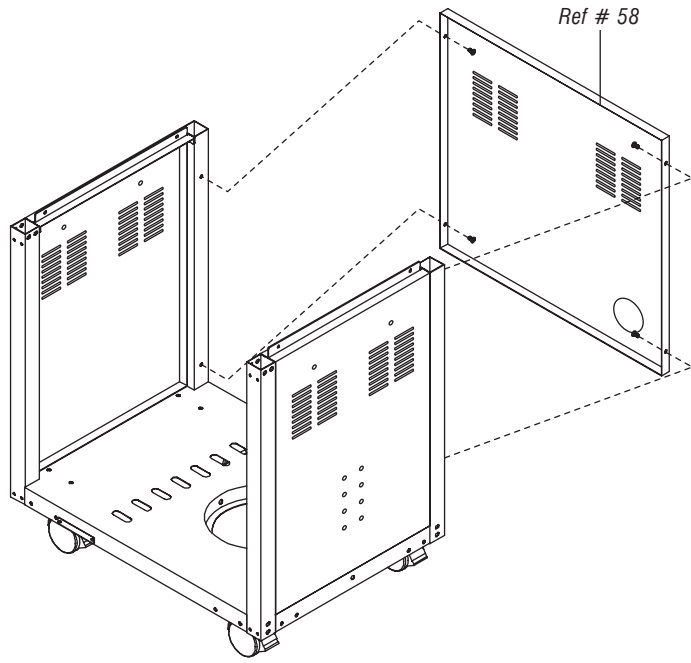


4

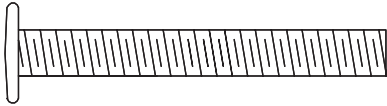
3



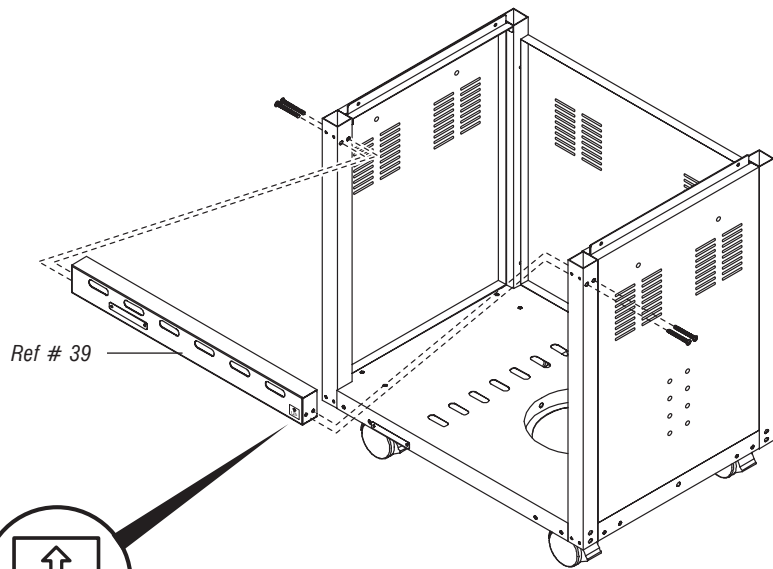
Phillips-head screw $1/4'' \times 1/2''$
Qty. 4



4

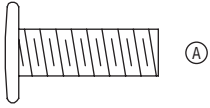


Phillips-head screw $1/4'' \times 2''$
Qty. 4



5

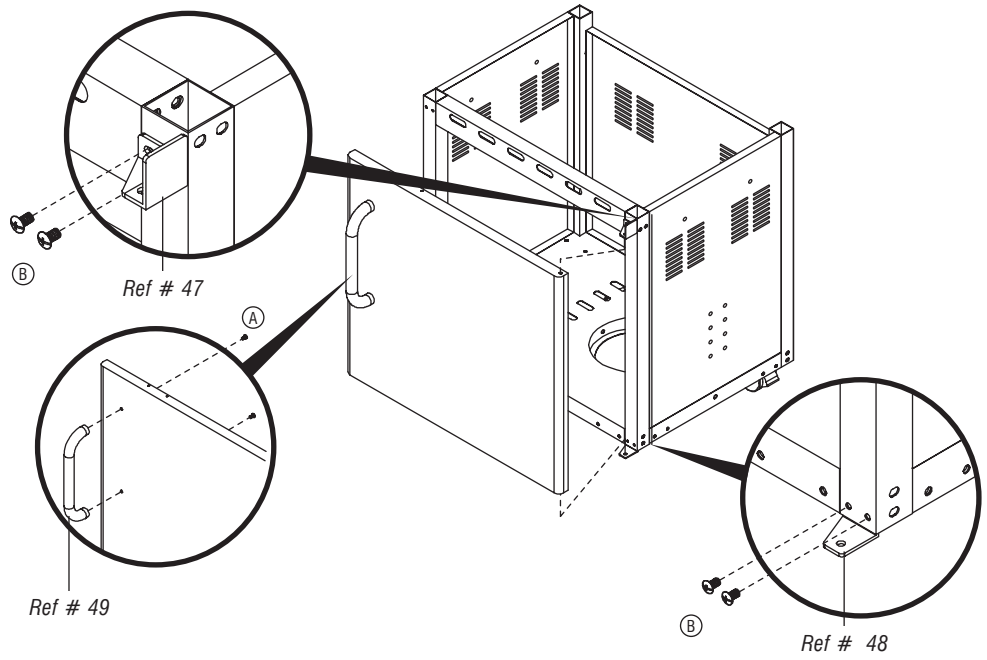
5



Door handles
Phillips-head screw 1/4" x 3/4"
(Stainless steel)
Qty. 2



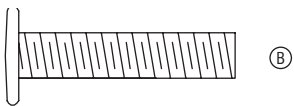
Door hinges
Phillips-head screw 3/16" x 3/8"
Qty. 4



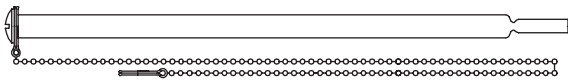
6



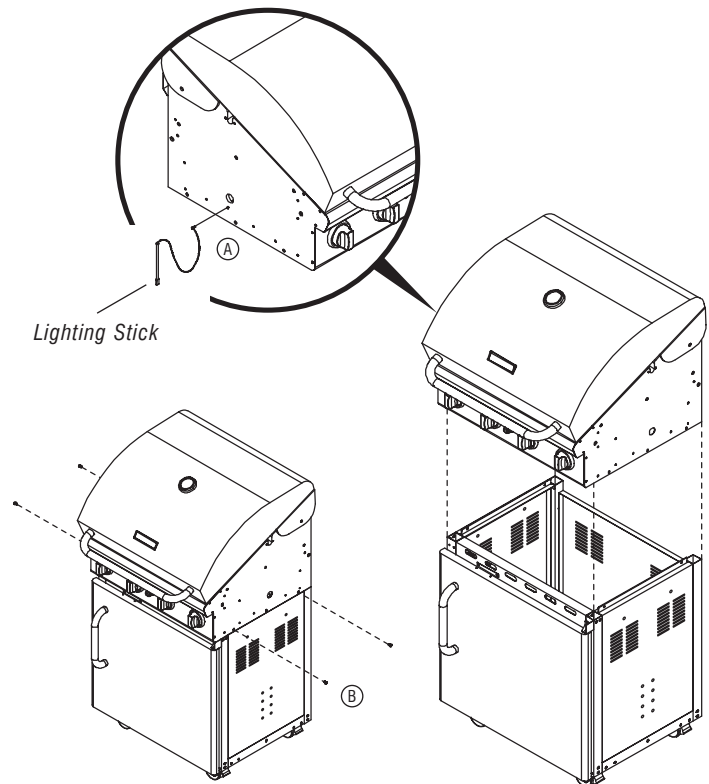
Lighting stick to barbecue body
Phillips-head screw M4 x 8 mm
Qty. 1



Barbecue body to trolley
Phillips-head screw 1/4" x 1 3/16"
Qty. 4



Lighting Stick
Qty. 1

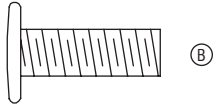


6

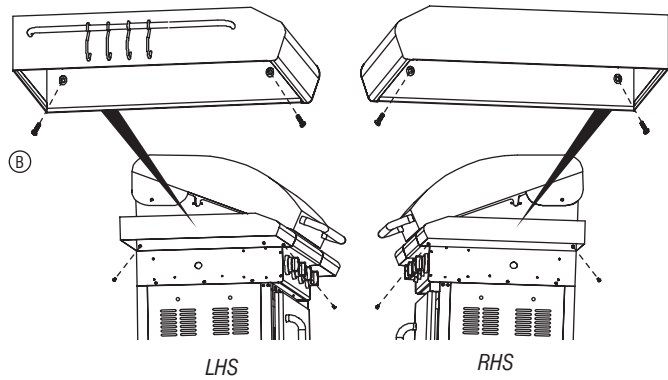
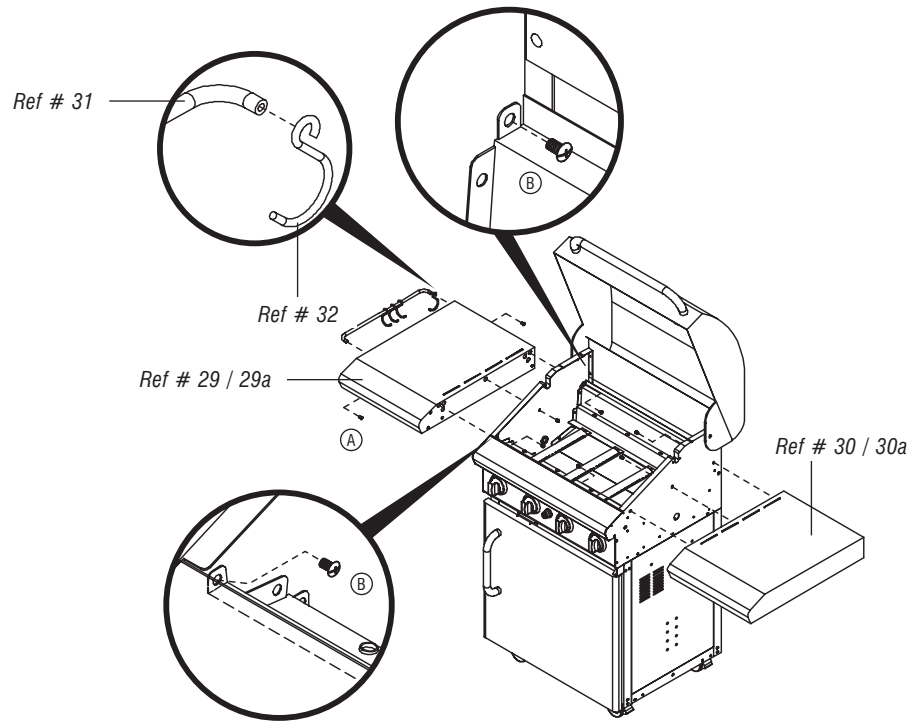
7



Tool holder to side shelf
Phillips-head screw
M5 x 8 mm
Qty. 2

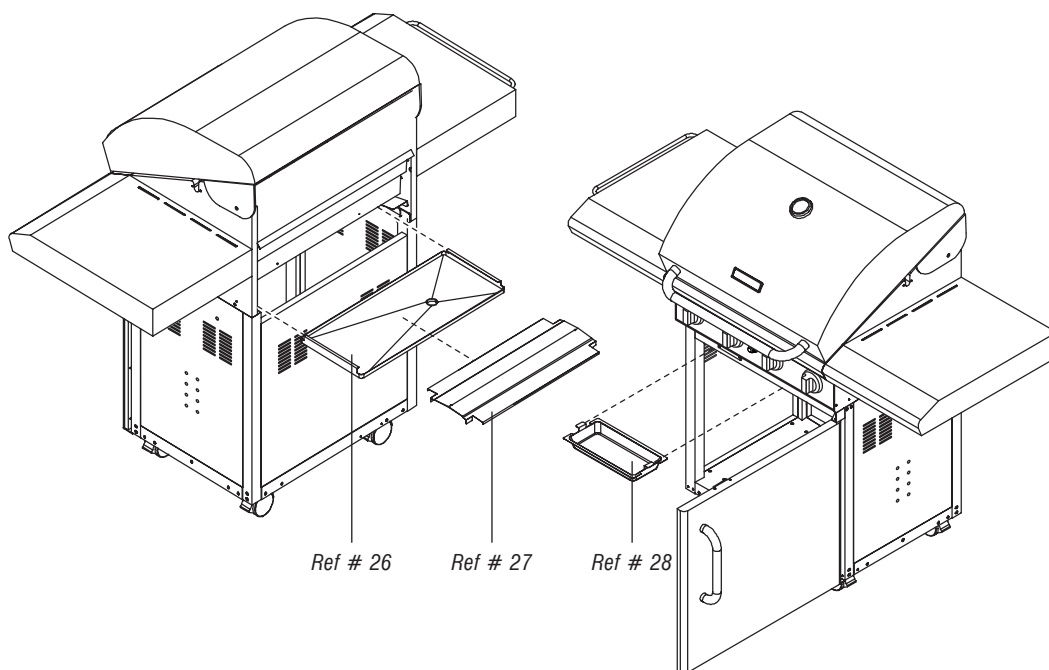


Side shelves / side burner to barbecue head
Phillips-head screw
1/4" x 3/4"
Qty. 10

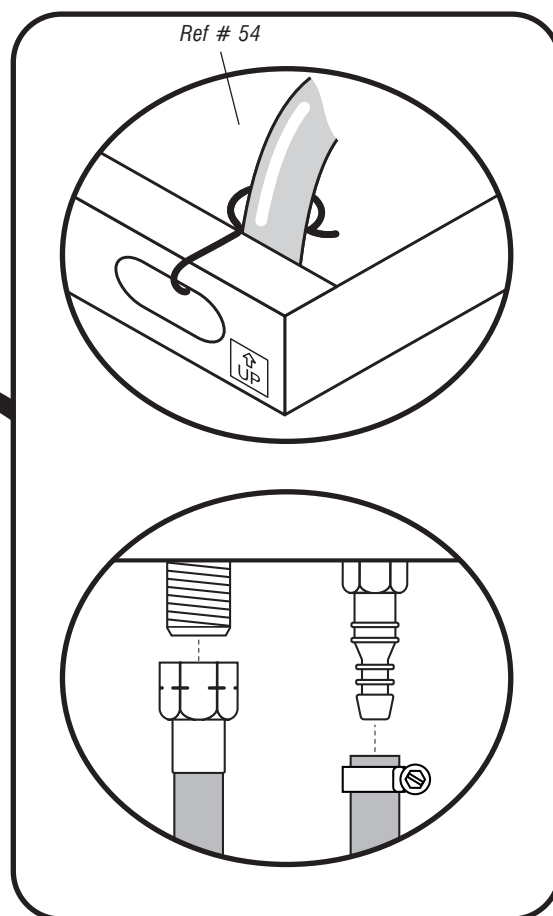
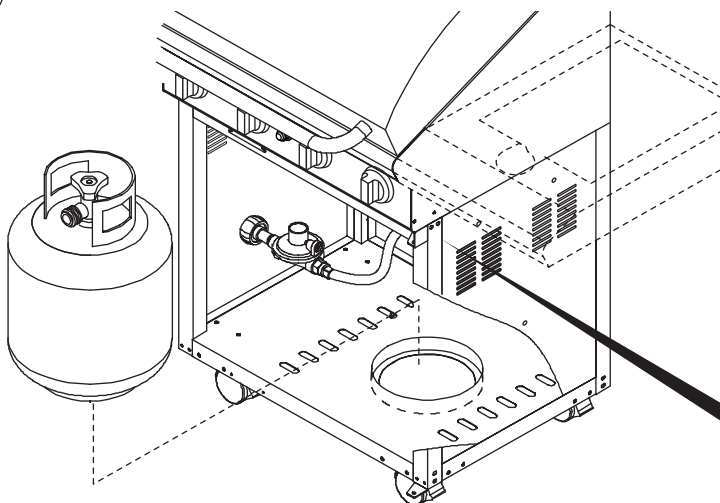


7

9



10



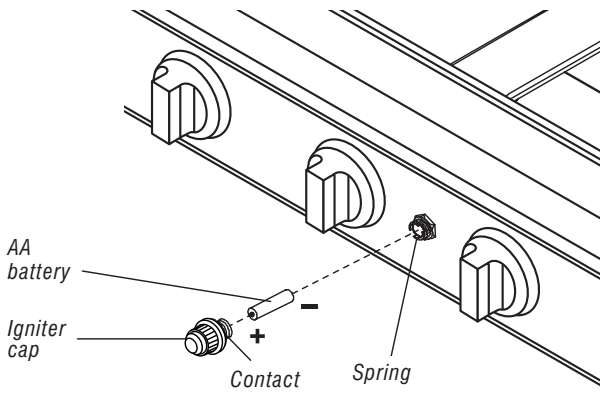
WARNINGS INFORMATION

- (GB)** DO NOT OBSTRUCT THE VENTILATION OPENINGS IN THE TROLLEY.
- (FR)** NE PAS BOUCHER LES OUVERTURES DE VENTILATION DANS LE CHARIOT.
- (DE)** NICHT DIE VENTILATIONSÖFFNUNGEN IM WAGEN BLOCKIEREN.
- (IT)** NON OSTRUIRE LE APERTURE DI VENTILAZIONE DEL CARRILLO.

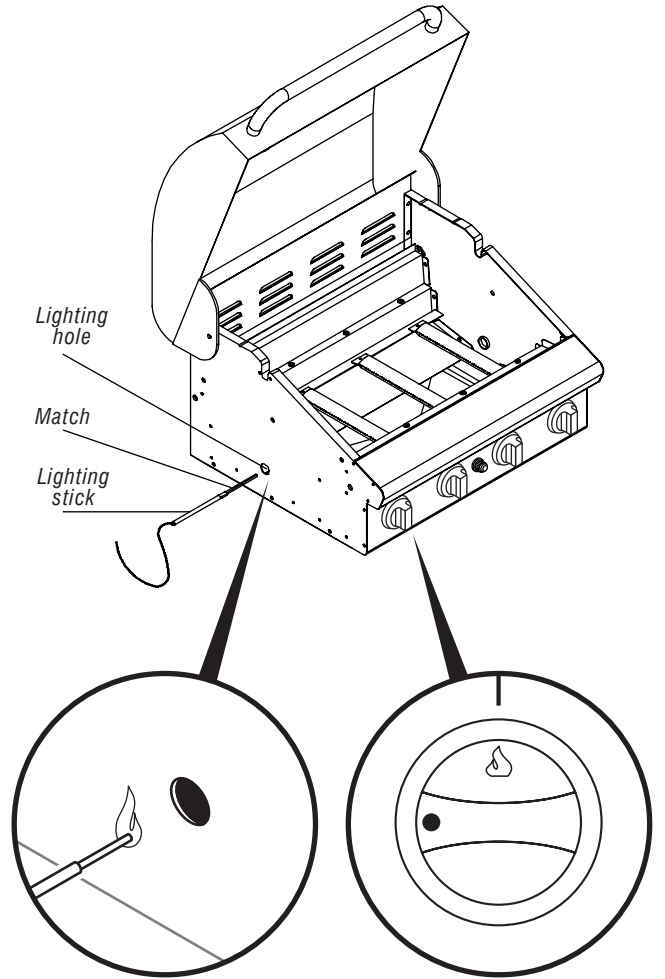
- (NL)** DE VENTILATIEOPENINGEN IN DE TROLLEY NIET BLOKKEREN.
- (SE)** BLOCKERA EJ VENTILATIONSHÅLEN I GRILLBAREN.
- (FI)** KÄRRYN TUULETUSAUUKKOJA EI SAA PEITTÄÄ.
- (ES)** NO OBSTRUYA LAS ABERTURAS DE VENTILACIÓN DEL CARRITO.

- (PT)** NÃO OBSTRUA AS ABERTURAS DE VENTILAÇÃO NO TRÓLEI.
- (DK)** VENTILATIONSÅBNINGEN I TROLLEYEN MÅ IKKE SPÆRRES.
- (NO)** VENTILASJONSÅPNINGENE PÅ TRALLEN MÅ IKKE TILDEKES.

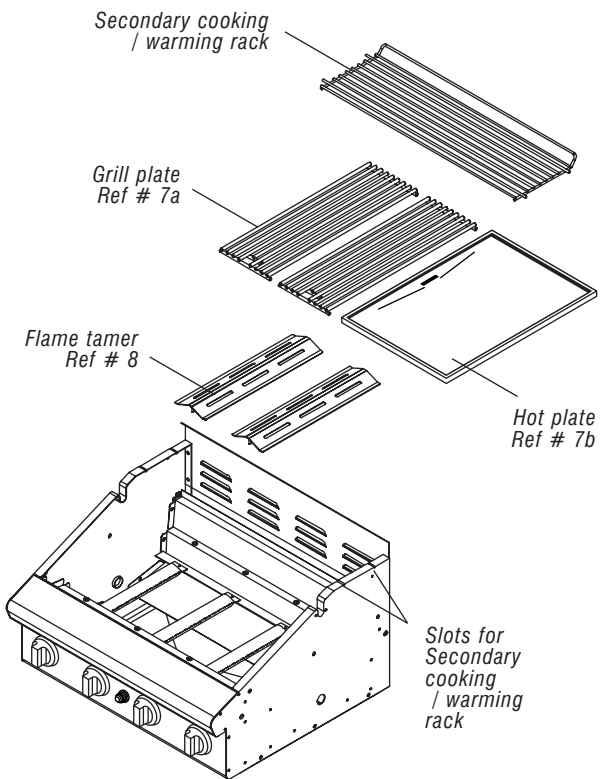
IGNITION BATTERY



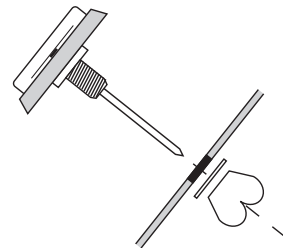
LIGHT BBQ WITH MATCH



COOKING COMPONENT INSTALLATION



TEMPERATURE GAUGE



INJECTOR



Main

• Main 1.00 mm – I 3+ (28-30/37)
– I 3B/P (30)

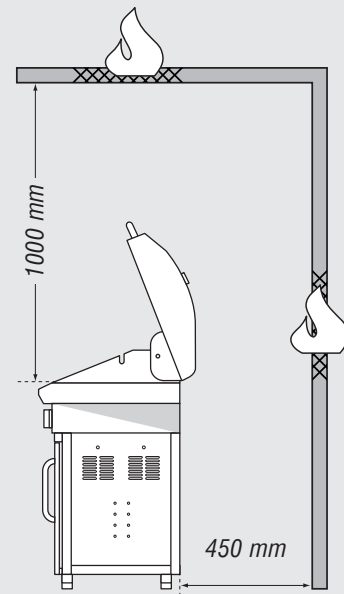
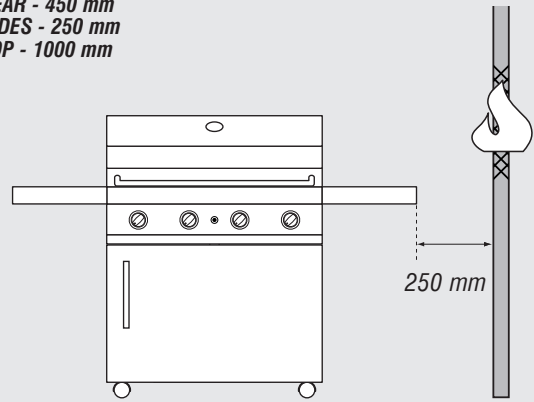
INPUT

• Main 17.6 kW – 1278 grams / h

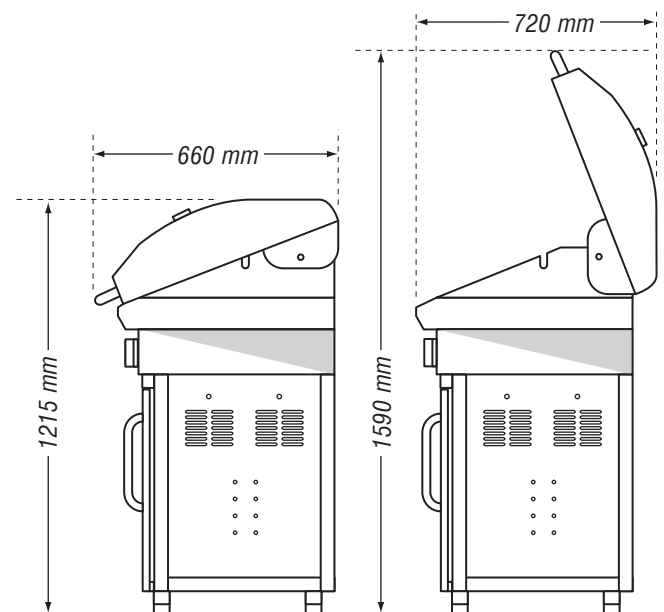
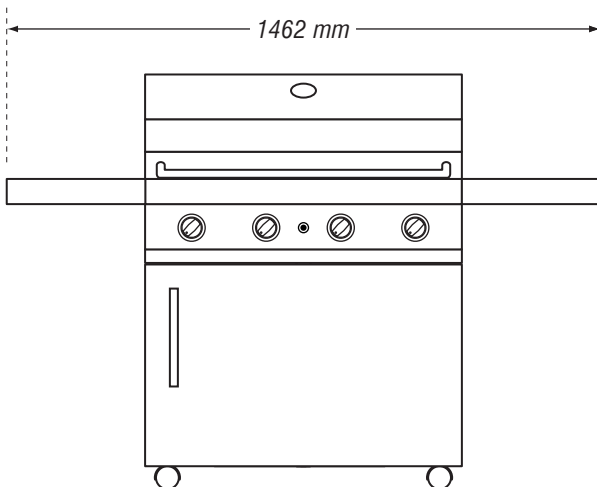


WARNINGS INFORMATION

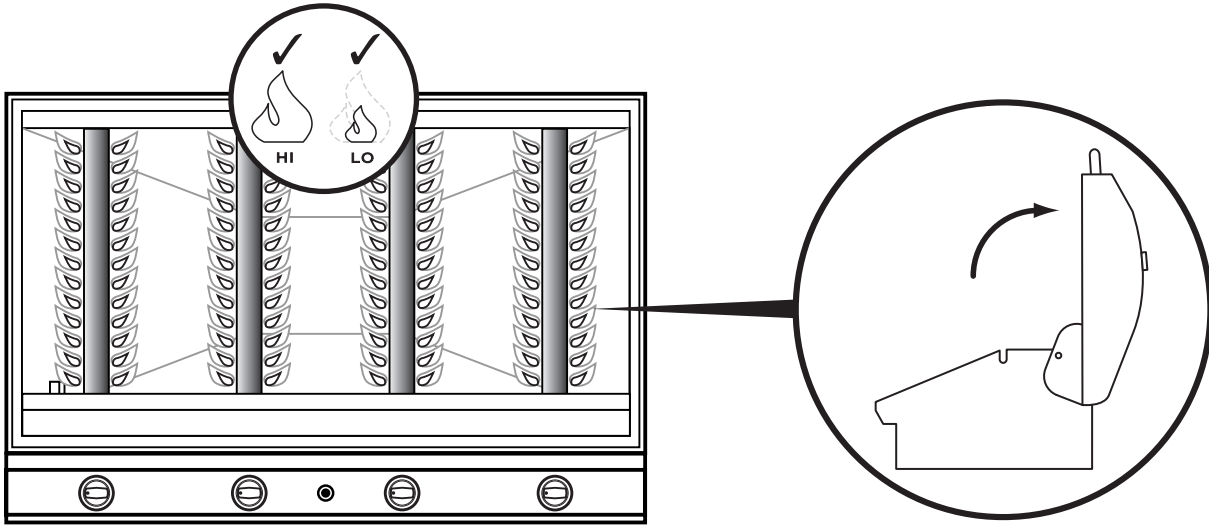
- **MINIMUM CLEARANCES FROM COMBUSTIBLE MATERIALS MUST BE:**
REAR - 450 mm
SIDES - 250 mm
TOP - 1000 mm



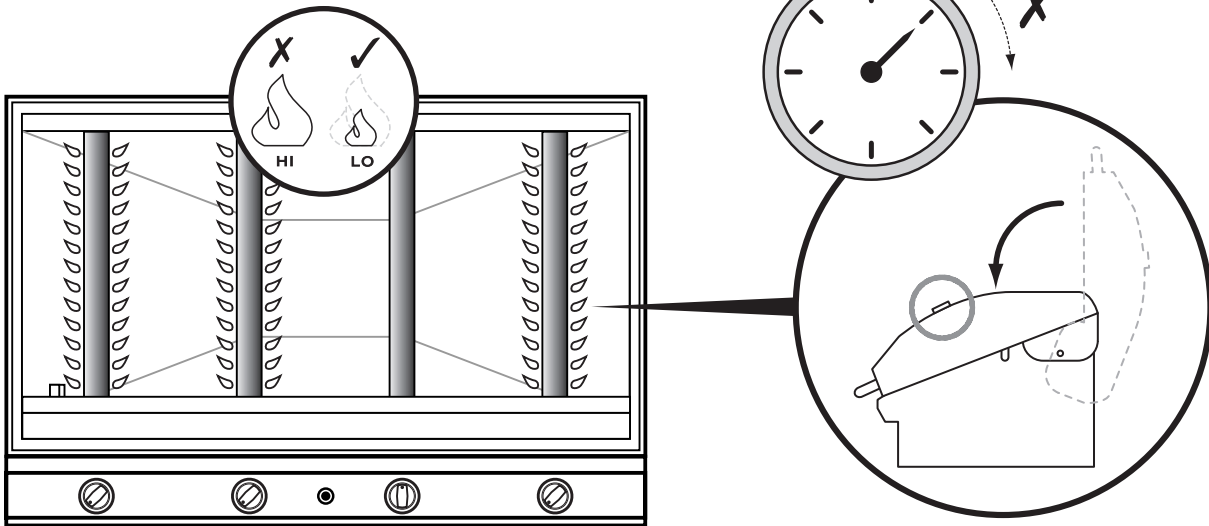
DIMENSIONS



COOKING WITH HOOD OPEN



COOKING WITH HOOD DOWN



Grand Hall Europe
PO Box 431
7570 AK Oldenzaal
The Netherlands

www.grandhall.eu

(IE) (GB) NOTE: This information is a guide only. Items included in your BBQ specification may differ depending on region or specific dealer specification.

(CH) (FR) NOTE: Ces renseignements sont donnés à titre indicatif. Il est possible que les articles inclus dans les spécifications de votre barbecue diffèrent selon la région ou les caractéristiques stipulées par le concessionnaire.

(AT) (CH) (DE) ANMERKUNG: Diese Anleitung dient nur zu Informationszwecken. Einzelteile der Grillspezifikation sind unter Umständen verschieden entsprechend der Vertriebsregion oder bestimmten Händleranforderungen.

(CH) (IT) AVVERTENZA: Queste informazioni hanno il valore di guida soltanto. Gli articoli compresi nelle caratteristiche tecniche del barbecue potrebbero variare a seconda della regione o del concessionario.

(LU) (BE) (NL) ATTENTIE: Deze informatie is alleen bedoeld als gids. Onderdelen in uw BBQ specificatie en pakket kunnen per regio of per dealer verschillen.

(SE) ANM.: Denna information är endast avsedd som handledning. Specifikationerna för grillen kan variera regionalt eller beroende på de krav som olika återförsäljare har.

(FI) HUOMATKAA: Nämä tiedot ovat pelkästään suuntaa antavia. Ostamanne grillin yksityiskohdat voivat olla erilaiset paikkakunnan tai erityisten myyjäkohtaisten yksityiskohtien mukaan.

(ES) NOTA: Esta información es una guía únicamente. Es posible que las indicaciones incluidas en las especificaciones de su Asador sean diferentes según la región o las especificaciones específicas del representante.

(PT) NOTA: Esta informação é simplesmente um guia. Os itens incluídos na especificação do seu BBQ poderão diferir dependendo da especificação da região ou do vendedor específico.

(DK) NB: Denne information er kun vejledende. Specifikationer kan variere efter ønske fra forhandler, eller i henhold til nationale regler.

(NO) NB: Denne informasjon er kun veiledende. Spesifikasjoner kan variere som stipulert av forhandler, eller i henhold til nasjonale krav.

All specifications are subject to change without notice.

Toutes les caractéristiques sont susceptibles d'être modifiées sans préavis.

Änderungen ohne vorherige Bekanntgabe vorbehalten.

Tutti i dati tecnici possono cambiare senza preavviso.

Alle specificaties kunnen zonder voorafgaande kennisgeving worden gewijzigd.

Kaikki oikeudet teknisten tietojen muutoksiin pidätetään.

Kaikki yksityiskohdat voivat muuttua ilman, etta niistä erikseen ilmoitetaan.

Todas las especificaciones están sujetas a cambios sin previo aviso.

Todas as especificações estão sujeitas a alteração sem aviso.

Alle specifikationer kan ændres foruden varsel.

Spesifikasjoner kan endres uten varsel.

Manufacturer:

Grand Hall Enterprises Co. Ltd.
9th Fl. No 298 Rueiguang Rd
Neihu, Taipei, Taiwan