

BASE



OUTDOOR FIREPLACES

ecosmar⁺
Fire

www.ecosmartfire.com

OUTDOOR FIREPLACES

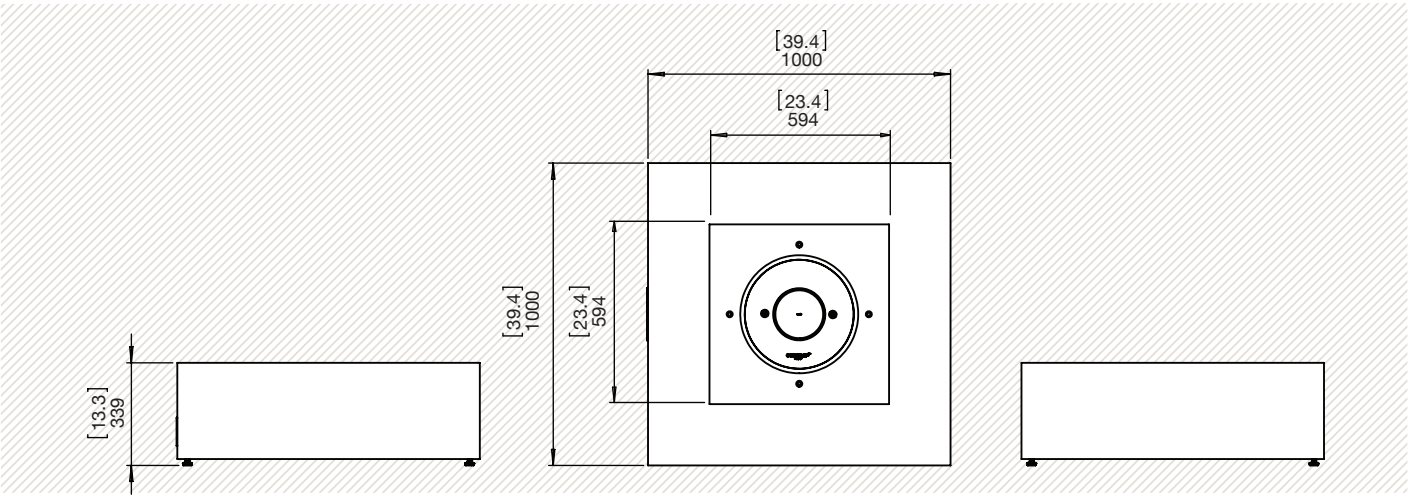
Designer	James Lee
Application	Indoor & Outdoor
Materials	Concrete Composite, Stainless Steel Grade 304, Pebbles as decorative media
Weight	62.4kg, 137.4lbs Weight includes Burner and Decorative Media.
Colours	Natural, Bone, Graphite or Rust Natural and Bone concrete models come with white pebbles. Graphite and Rust concrete models come with black pebbles.
Accessories Available	Fire Screen, Protective Cover, Decorative Media, Grid Side Table, Station Stool

BURNER INFORMATION

Compatible Burner	AB8
Fuel Type	Bioethanol
Volume Capacity	8 Litres [2.1 Gallons]
Heats on Average	Over 60m ² [645ft ²] When used indoors

Approx. Burn Time 7 - 11 hours*

*The efficiency data outlined above is indicative only and may vary depending on the model purchased, weather conditions, installation and bioethanol used.



Disclaimer. All product specifications and data are subject to change without notice and believed to be correct at the time of publication. The Fire Company Pty Ltd (TFC), its affiliates, agents, and employees, and all persons acting on its or their behalf (collectively, "The Fire Company"), disclaim any and all liability for any errors, inaccuracies or incompleteness contained herein or in any other disclosure relating to any product. TFC disclaims any and all liability arising out of the use or application of any product described herein or of any information provided herein to the maximum extent permitted by law. The product specifications do not expand or otherwise modify TFC P/L's terms and conditions of purchase, including but not limited to the warranty expressed therein, which apply to these products. No license, express or implied, by estoppel or otherwise, to any intellectual property rights is granted by this document or by any conduct of TFC. Customers using or selling TFC products not expressly indicated for use in such applications do so entirely at their own risk and agree to fully indemnify TFC for any damages arising or resulting from such use or sale. Please contact authorised personnel from TFC to obtain written terms and conditions regarding products designed for such applications. Images are indicative only.

CLEARANCES

Please read these instructions completely before operating the EcoSmart™ Fire.

When using Bioethanol as a fuel source these models are suitable for indoor and outdoor use.

Before installation ensure that the model is positioned in accordance with the compulsory minimum clearances outlined below.

WARNING: Ensure that your fire is positioned away from flammable materials and other sources of ignition at all times. Pay very close attention to positioning the fire away from items that may move as a result of wind and drafts. For example trees/branches/paper and the like.

The base of the burner within the model must never come into direct contact with flammable materials.

Side clearances to fixed and stable furniture items that are not susceptible to movement such as lounges or patio furniture must remain a minimum of 600mm [23.6in] away from the flame at all times.

Overhead clearances to items that are susceptible to movement (e.g. trees) must remain a minimum of 2000mm [78.7in] away from the flame at all times.

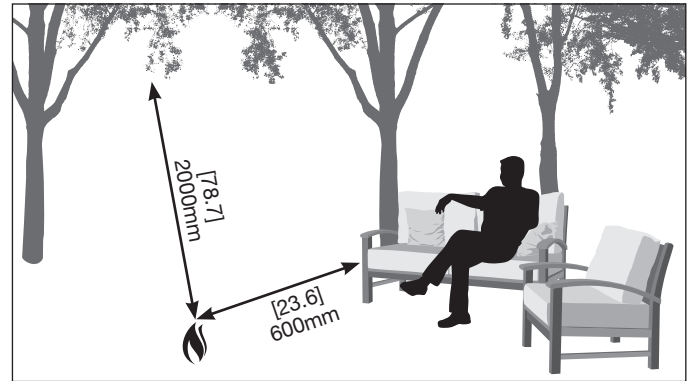
Ark, Ayre, Base, Lighthouse Series, Mix Fire Bowls, Motif Series, Step Fire Pit, Tower, Wharf

These products feature 360° height-adjustable articulating feet. Adjust the feet by turning them in either direction until you achieve a perfectly level and stable model before operating.

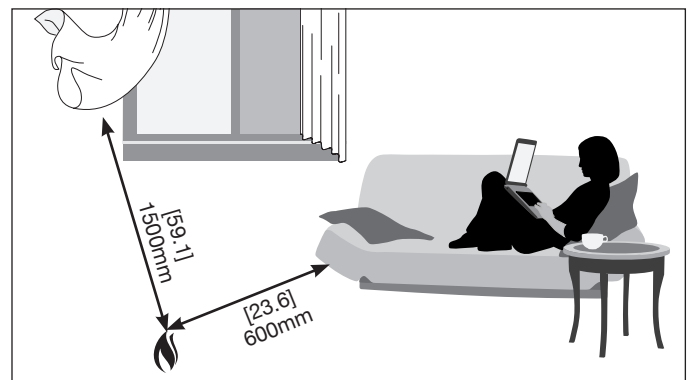
Cyl, Glow, Mini T

Rubber feet are attached to the base of the model – ensure these remain in place and that the surface the fireplace is placed on does not reduce the clearances created by the feet, e.g shag carpet and table decorations.

Note: Stainless steel will rust or corrode over time if contamination or debris is not cleaned or removed immediately. When not in use, it is recommended that you protect your fireplace from water damage or corrosion with a protective cover and always use the Burner Lid included with your model to safeguard the burner.



Outdoor Clearances



Indoor Clearances

INSTALLATION

Request the Clearances and Installation Manual for further information.